

STATEMENT OF APPROPRIATIONS, ALLOTMENTS, OBLIGATIONS, DISBURSEMENTS AND BALANCES

As of the Quarter Ending September 30, 2013

(In thousand pesos)

Department: DEPARTMENT OF SCIENCE AND TECHNOLOGY (DOST)

Agency/Operating Unit : PHIL. COUNCIL FOR INDUSTRY, ENERGY & EMERGING TECHNOLOGY RESEARCH & DEVELOPMENT (PCIEERD)

Region/Province/City: NCR

Fund: 101

Particulars	Allotments	Current Year Obligations					Current Year Disbursements					Balances		
	Adjusted Total Allotments	1st Quarter ending March 31	2nd Quarter ending June 30	3rd Quarter ending Sept. 30	4th Quarter ending Dec. 31	Total	1st Quarter ending March 31	2nd Quarter ending June 30	3rd Quarter ending Sept. 30	4th Quarter ending Dec. 31	Total	Unreleased Appropriation	Unobligated Allotment	Unpaid Obligations
1	8 = (5-6+7)	9	10	11	12	13= (9+10+11+12)	14	15	16	17	18= (14+15+16+17)	19= (4-8)	20= (8-13)	21= (13-18)
I. CURRENT YEAR BUDGET/APPROPRIATIONS														
A. AGENCY SPECIFIC BUDGET	444,175.00	321,027.51	73,374.33	28,934.33	0.00	423,336.17	285,964.73	34,392.17	79,168.05	0.00	399,524.95		20,838.83	23,811.22
Personnel Services	34,364.00	8,277.29	9,247.76	8,688.77		26,213.82	8,409.00	9,247.75	8,293.48		25,950.23		8,150.18	263.59
Maintenance & Other Operating Expenses	408,811.00	311,750.22	64,218.95	20,232.56		396,201.73	276,648.11	25,144.42	70,874.57		372,667.10		12,609.27	23,534.63
Financial Expenses						-								
Capital Outlays	1,000.00	1,000.00	(92.38)	13.00		920.62	907.62	-	-	-	907.62		79.38	13.00
B. SPECIAL PURPOSE FUNDS	1,163.06	-	684.25	482.75	-	1,167.00	-	684.25	482.75	-	1,167.00	-	-	-
Miscellaneous Personnel Benefits Fund														
Personnel Services	1,028.85		684.25	348.54		1,032.79		684.25	348.54		1,032.79			
Pension and Gratuity Fund / Retirement Benefits Fund	134.21			134.21		134.21			134.21		134.21			
Personnel Services														
Priority Development Assistance Fund														
Maintenance & Other Operating Expenses														
Others (please specify)														
C. AUTOMATIC APPROPRIATIONS	3,028.00	738.61	809.32	756.24	-	2,304.17	738.61	809.32	751.88	-	2,299.81	-	723.83	4.36
Retirement and Life Insurance Premium														
Personnel Services	3,028.00	738.61	809.32	756.24		2,304.17	738.61	809.32	751.88		2,299.81		723.83	4.36
Customs Duties and Taxes														
Maintenance & Other Operating Expenses														
Others (please specify)														
TOTAL CURRENT YEAR BUDGET /APPROPRIATIONS	448,366.06	321,766.12	74,867.90	30,173.31	-	426,807.33	286,703.34	35,885.74	80,402.68	-	402,991.76	-	23,815.57	23,815.58

STATEMENT OF APPROPRIATIONS, ALLOTMENTS, OBLIGATIONS, DISBURSEMENTS AND BALANCES

As of the Quarter Ending September 30, 2013

(In thousand pesos)

Department: DEPARTMENT OF SCIENCE AND TECHNOLOGY (DOST)

Agency/Operating Unit : PHIL. COUNCIL FOR INDUSTRY, ENERGY & EMERGING TECHNOLOGY RESEARCH & DEVELOPMENT (PCIEERD)

Region/Province/City: NCR


Fund: 101


Particulars	Allotments	Current Year Obligations					Current Year Disbursements					Balances		
	Adjusted Total Allotments	1st Quarter ending March 31	2nd Quarter ending June 30	3rd Quarter ending Sept. 30	4th Quarter ending Dec. 31	Total	1st Quarter ending March 31	2nd Quarter ending June 30	3rd Quarter ending Sept. 30	4th Quarter ending Dec. 31	Total	Unreleased Appropriation	Unobligated Allotment	Unpaid Obligations
1	8 = (5-6+7)	9	10	11	12	13 = (9+10+11+12)	14	15	16	17	18 = (14+15+16+17)	19 = (4-8)	20 = (8-13)	21 = (13-18)
II. PRIOR YEAR'S BUDGET/ CONTINUING APPROPRIATIONS														
D. UNRELEASED APPROPRIATION														
AGENCY SPECIFIC BUDGET														
Personnel Services														
Maintenance & Other Operating Expenses														
Financial Expenses														
Capital Outlays														
E. SPECIAL PURPOSE FUNDS														
Calamity Fund														
Maintenance & Other Operating Expenses														
Capital Outlays														
Priority Development Assistance Fund														
Maintenance & Other Operating Expenses														
F. UNOBLIGATED ALLOTMENT	412.79	71.24	-			71.24	31.66	39.58			71.24		341.55	-
Personnel Services (under CFAG)						-					-		-	-
Maintenance & Other Operating Expenses	381.13	39.58	-			39.58		39.58			39.58		341.55	-
Capital Outlays	31.66	31.66	-			31.66	31.66				31.66		0.00	-
TOTAL PRIOR YEAR'S BUDGET/ CONT. APPROPRIATION	412.79	71.24	-			71.24	31.66	39.58			71.24		341.55	-
GRAND TOTAL	448,778.85	321,837.36	74,867.90	30,173.31		426,878.57	286,735.00	35,925.32	80,402.68		403,063.00		24,157.12	23,815.67

Certified Correct:


 MARISSA DALAY
 Agency Accountant

Approved By:


 ROWENA CRISTINA L. GUEVARA, Ph.D.
 Executive Director


 SONJA P. CABANGON
 Admin. Officer - Budget

STATEMENT OF APPROPRIATIONS, ALLOTMENTS, OBLIGATIONS, DISBURSEMENTS AND BALANCES

As of the Quarter Ending June 30, 2013

Department: DEPARTMENT OF SCIENCE AND TECHNOLOGY (DOST)

Agency/Operating Unit : PHIL. COUNCIL FOR INDUSTRY, ENERGY & EMERGING TECHNOLOGY RESEARCH & DEVELOPMENT (PCIEERD)

Region/Province/City: NCR

Fund: 101

Particulars	Current Year Obligations					Current Year Disbursements					Balances		
	1st Quarter ending March 31	2nd Quarter ending June 30	3rd Quarter ending Sept. 30	4th Quarter ending Dec. 31	Total	1st Quarter ending March 31	2nd Quarter ending June 30	3rd Quarter ending Sept. 30	4th Quarter ending Dec. 31	Total	Unreleased Appropriation	Unobligated Allotment	Unpaid Obligations
1	9	10	11	12	13= (9+10+11+12)	14	15	16	17	18= (14+15+16+17)	19= (4-8)	20= (9-13)	21= (13-18)
I. CURRENT YEAR BUDGET/APPROPRIATIONS													
A. AGENCY SPECIFIC BUDGET	321,027.51	74,058.94	0.00	0.00	395,086.44	280,720.00	35,116.00	0.00	0.00	315,836.00		92.38	79,250.44
Personnel Services	8,277.29	9,932.37			18,209.66	8,277.29	9,932.37			18,209.66			(0.00)
Maintenance & Other Operating Expenses	311,750.22	64,218.95			375,969.17	271,535.09	25,183.63			296,718.72			79,250.45
Financial Expenses					-					-		-	-
Capital Outlays	1,000.00	(92.38)			907.62	907.62	-			907.62		92.38	-
B. SPECIAL PURPOSE FUNDS	-	684.25	-	-	684.25	-	684.25	-	-	684.25	-	-	-
Miscellaneous Personnel Benefits Fund													
Personnel Services		684.25			684.25		684.25			684.25			
Pension and Gratuity Fund / Retirement Benefits Fund													
Personnel Services													
Priority Development Assistance Fund													
Maintenance & Other Operating Expenses													
Others (please specify)													
C. AUTOMATIC APPROPRIATIONS	738.61	809.32	-	-	1,547.94	738.61	809.32	-	-	1,547.93	-		0.00
Retirement and Life Insurance Premium													
Personnel Services	738.61	809.32			1,547.94	738.61	809.32			1,547.93			0.00
Customs Duties and Taxes													
Maintenance & Other Operating Expenses													
Others (please specify)													
TOTAL CURRENT YEAR BUDGET /APPROPRIATIONS	321,766.12	75,552.51	-	-	397,318.63	281,458.61	36,609.57	-	-	318,068.18	-	92.38	79,250.45

STATEMENT OF APPROPRIATIONS, ALLOTMENTS, OBLIGATIONS, DISBURSEMENTS AND BALANCES

As of the Quarter Ending June 30, 2013

Department: DEPARTMENT OF SCIENCE AND TECHNOLOGY (DOST)

Agency/Operating Unit : PHIL. COUNCIL FOR INDUSTRY, ENERGY & EMERGING TECHNOLOGY RESEARCH & DEVELOPMENT (PCIEERD)


Region/Province/City: NCR


Fund: 101

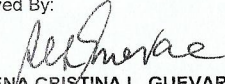
Particulars	Current Year Obligations					Current Year Disbursements					Balances		
	1st Quarter ending March 31	2nd Quarter ending June 30	3rd Quarter ending Sept. 30	4th Quarter ending Dec. 31	Total	1st Quarter ending March 31	2nd Quarter ending June 30	3rd Quarter ending Sept. 30	4th Quarter ending Dec. 31	Total	Unreleased Appropriation	Unobligated Allotment	Unpaid Obligations
1	9	10	11	12	13= (9+10+11+12)	14	15	16	17	18= (14+15+16+17)	19= (4-8)	20= (9-13)	21= (13-18)
II. PRIOR YEAR'S BUDGET/ CONTINUING APPROPRIATIONS													
D. UNRELEASED APPROPRIATION													
AGENCY SPECIFIC BUDGET													
Personnel Services													
Maintenance & Other Operating Expenses													
Financial Expenses													
Capital Outlays													
E. SPECIAL PURPOSE FUNDS													
Calamity Fund													
Maintenance & Other Operating Expenses													
Capital Outlays													
Priority Development Assistance Fund													
Maintenance & Other Operating Expenses													
F. UNOBLIGATED ALLOTMENT	71.24	-			71.24	31.66	39.58			71.24			-
Personnel Services (under CFAG)					-					-		-	-
Maintenance & Other Operating Expenses	39.58	-			39.58		39.58			39.58			-
Capital Outlays	31.66	-			31.66	31.66				31.66			-
TOTAL PRIOR YEAR'S BUDGET/ CONT. APPROPRIATIONS	71.24	-			71.24	31.66	39.58			71.24		-	-
GRAND TOTAL	321,837.36	75,552.51			397,389.87	281,490.27	36,649.15			318,139.42		92.38	79,250.45

Certified Correct:

Approved By:


 SONIA P. CABANGON
 Admin. Officer - Budget


 MARISSA DALAY
 Agency Accountant


 ROWENA CRISTINA L. GUEVARA, Ph.D.
 Executive Director

STATEMENT OF APPROPRIATIONS, ALLOTMENTS, OBLIGATIONS, DISBURSEMENTS AND BALANCES
As of the Quarter Ending March 31, 2013
(in thousand pesos)

Department: DEPARTMENT OF SCIENCE AND TECHNOLOGY (DOST)

Agency/Operating Unit : PHIL. COUNCIL FOR INDUSTRY, ENERGY & EMERGING TECHNOLOGY RESEARCH & DEVELOPMENT (PCIEERD)

Region/Province/City: NCR


Fund: 101

Particulars	Appropriations			Allotments			Current Year Obligations					Current Year Disbursements					Balances			
	Authorized Appropriation	Adjustments	Adjusted Appropriations	Allotments Received	Trans fer To	Trans fer From	Adjusted Total Allotments	1st Quarter ending March 31	2nd Quarter ending June 30	3rd Quarter ending Sept. 30	4th Quarter ending Dec. 31	Total	1st Quarter ending March 31	2nd Quarter ending June 30	3rd Quarter ending Sept. 30	4th Quarter ending Dec. 31	Total	Unreleased Appropriation	Unobligated Allotment	Unpaid Obligations
1	2	3	(2+3)=4	5	6	7	8 = (5-6+7)	9	10	11	12	13= (9+10+11+12)	14	15	16	17	18= (14+15+16+17)	19= (4-8)	20= (8-13)	21= (13-18)
I. CURRENT YEAR BUDGET/APPROPRIATIONS																				
A. AGENCY SPECIFIC BUDGET	444,175.00		444,175.00	444,175.00			444,175.00	321,027.51	0.00	0.00	0.00	321,027.51	280,720.00				280,720.00		123,147.49	40,307.51
Personnel Services	34,364.00		34,364.00	34,364.00			34,364.00	8,277.29				8,277.29	8,019.00				8,019.00		26,086.71	258.29
Maintenance & Other Operating Expenses	408,811.00		408,811.00	408,811.00			408,811.00	311,750.22				311,750.22	271,701.00				271,701.00		97,060.78	40,049.22
Financial Expenses	-		-	-			-	-				-	-				-		-	-
Capital Outlays	1,000.00		1,000.00	1,000.00			1,000.00	1,000.00				1,000.00	1,000.00				1,000.00		-	-
B. SPECIAL PURPOSE FUNDS																				
Miscellaneous Personnel Benefits Fund																				
Personnel Services																				
Pension and Gratuity Fund / Retirement Benefits Fund																				
Personnel Services																				
Priority Development Assistance Fund																				
Maintenance & Other Operating Expenses																				
Others (please specify)																				
C. AUTOMATIC APPROPRIATIONS																				
Retirement and Life Insurance Premium																				
Personnel Services	3,028.00		3,028.00	3,028.00			3,028.00	738.61				738.61	738.61				738.61		2,289.39	0.00
Customs Duties and Taxes																				
Maintenance & Other Operating Expenses																				
Others (please specify)																				
TOTAL CURRENT YEAR BUDGET /APPROPRIATIONS	447,203.00		447,203.00	447,203.00			447,203.00	321,766.12				321,766.12	281,458.61				281,458.61		125,436.88	40,307.51


GOVT. ACCOUNTANCY SECTOR

RECEIVED BY: MusurDATE RECEIVED: APR 25 2013

Department of Budget and Management



BUDGET & MANAGEMENT BUREAU-E



STATEMENT OF APPROPRIATIONS, ALLOTMENTS, OBLIGATIONS, DISBURSEMENTS AND BALANCES

II. PRIOR YEAR'S BUDGET/ CONTINUING APPROPRIATIONS																		
D. UNRELEASED APPROPRIATION																		
AGENCY SPECIFIC BUDGET																		
Personnel Services																		
Maintenance & Other Operating Expenses																		
Financial Expenses																		
Capital Outlays																		
E. SPECIAL PURPOSE FUNDS																		
Calamity Fund																		
Maintenance & Other Operating Expenses																		
Capital Outlays																		
Priority Development Assistance Fund																		
Maintenance & Other Operating Expenses																		
F. UNOBLIGATED ALLOTMENT	166.09		166.09	166.09			166.09	31.66				31.66	27.00				27.00	134.43 4.66
Personnel Services (under CFAG)												-					-	-
Maintenance & Other Operating Expenses	134.43		134.43	134.43			134.43	-				-					-	134.43 -
Capital Outlays	31.66		31.66	31.66			31.66	31.66				31.66	27.00				27.00	0.00 4.66
TOTAL PRIOR YEAR'S BUDGET/ CONT. APPROPRIATION	166.09		166.09	166.09			166.09	31.66				31.66	27.00				27.00	134.43 4.66
GRAND TOTAL	447,369.09		447,369.09	447,369.09			447,369.09	321,797.78				321,797.78	281,485.61				281,485.61	125,571.32 40,312.17

Certified Correct:

SONIA P. C. BANGON
 Agency Budget Officer
 Date: April 16, 2013

Approved By:

ROWENA CRISTINA L. GUEVARA, Ph.D.
 Executive Director

Certified Correct:

MARISSA G. DALAY
 Agency Chief Accountant
 Date: _____

GOVT. ACCOUNTANCY SECTOR

RECEIVED BY: DATE RECEIVED: APR 25 2013

Department of Budget and Management

RECEIVED
 25 APR 2013

By: _____
 BUDGET & MANAGEMENT BUREAU-E

PCIEE
 COM